

P 170 TXE *Smart*

PALFINGER

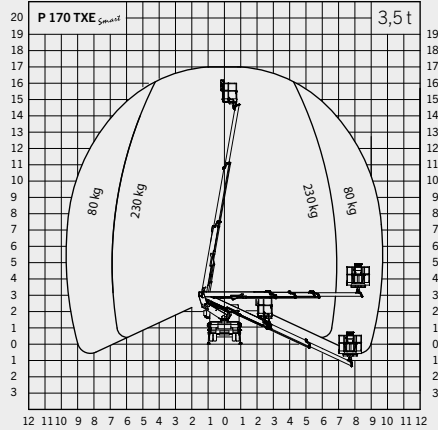
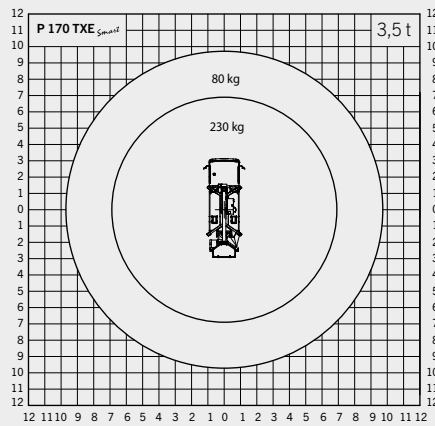
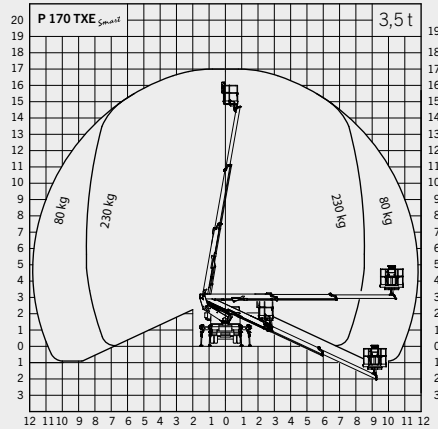
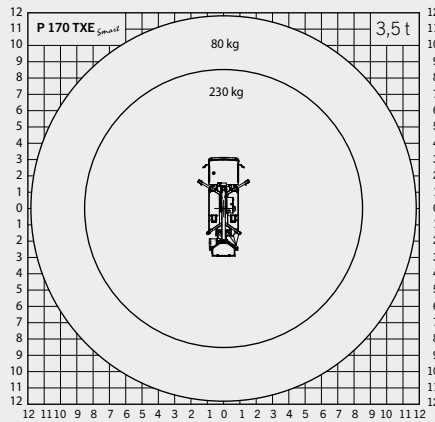
LIFETIME EXCELLENCE

MINIMUM DIMENSIONS
MAXIMUM PERFORMANCE

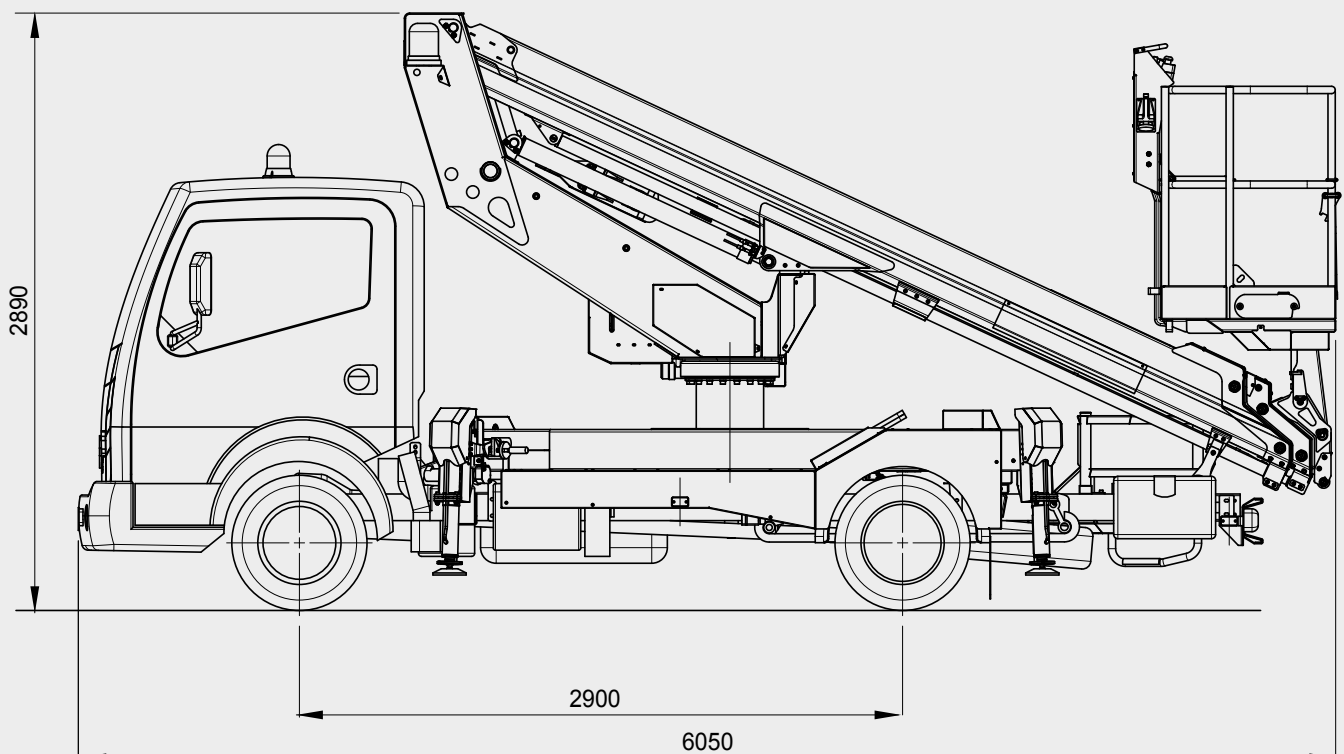


P 170 TXE *Smart*

WORKING DIAGRAMS



DIMENSIONS





- Small and intelligent for work in urban spaces
- Compact structure, easy to use
- Fully hydraulic operation
- Ergonomic design
- Great versatility for use at height, thanks to the telescopic system
- Exceptional guide manoeuvrability thanks to the extremely small step
- Workplace safety
- PALFINGER professional quality

TECHNICAL SPECIFICATIONS

Maximum working height	17 m
Maximum platform surface height	15 m
Maximum lateral reach	10,80 m
Operating angle of the working arm	-25° + 80°
Column rotation angle	370°
Platform rotation angle	2 x 90°
Maximum load capacity on platform	230 kg
Basket dimensions	1,4 x 0,85 x 1,1 m
Height in operating conditions	2,89 m
Width in operating conditions	2,10 m
Length in operating conditions	6,05 m

OPTIONAL

Fibreglass basket
Insulation 1000 V
Aluminium sides 200 mm
Load cell on the basket
Electric pump 230 V
Adjustable 60 W headlamp on the basket
Paint upon request by the client, aerial part

LIFETIME EXCELLENCE

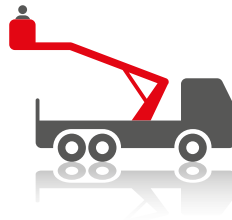
THE RESULT IS **PALFINGER ACCESS PLATFORMS** FEATURING THE MOST STATE-OF-THE-ART HEIGHT TECHNOLOGY THAT ACHIEVE ABSOLUTE PEAK PERFORMANCES, EVEN WHEN CONFRONTED WITH THE MOST DIFFICULT OF JOBS IN PRACTICE. **DEVELOPED FOR THE GLOBAL MARKET, DESIGNED FOR THE FUTURE.**

BETTER
SOLUTIONS

BETTER
EFFICIENCY

BETTER
ERGONOMICS

HIGHER VALUE
RETENTION



HIGHER
AVAILABILITY

HIGHER
SERVICEABILITY

BETTER
ECOLOGY

MORE
RELIABILITY

For further information please visit: www.palfinger.com/thebrand